



WARBIRD CARBON V2 FRAMESHEET

RETAILER: This framesheet MUST BE provided to the end user.

At Salsa, we believe that a sense of adventure makes life better. The bicycle can be so much more than just a bike; it's a path to new places, new people, and amazing experiences.



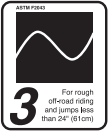


Salsa. Adventure by bike®.

Thank you for purchasing a Salsa Warbird! We want to give you important information about your bike...

Important information about use and maintenance of bicycles is contained in the Salsa Bicycle Owner's Manual, available online at: salsacycles.com/safety

▲ WARNING: Cycling can be dangerous. Bicycle products should be installed and serviced by a professional mechanic. Never modify your bicycle or accessories. Read and follow all product instructions and warnings including information on the manufacturer's website. Inspect your bicycle before every ride. Always wear a helmet.

Intended Use: Condition 2

CONDITION	DESCRIPTION	SALSA MODEL
	This is a set of conditions for the operation of a bicycle on a regular paved surface where the tires are intended to maintain ground contact.	
	This is a set of conditions for the operation of a bicycle that includes Condition 1 as well as unpaved and gravel roads and trails with moderate grades. In this set of conditions, contact with irregular terrain and loss of tire contact with the ground may occur. Drops are intended to be limited to 15cm (6") or less.	Warbird Carbon V2
	This is a set of conditions for operation of a bicycle that includes Condition 1 and Condition 2 as well as rough trails, rough unpaved roads, and rough terrain and unimproved trails that require technical skills. Jumps and drops are intended to be less than 61cm (24").	
	This is a set of conditions for operation of a bicycle that includes Conditions 1, 2, and 3, or downhill grades on rough trails at speeds less than 40km/h (25 mph), or both. Jumps are intended to be less than 122cm (48").	
	This is a set of conditions for operation of a bicycle that includes Conditions 1, 2, 3, and 4; extreme jumping; or downhill grades on rough trails at speeds in excess of 40km/h (25 mph); or a combination thereof.	

Frame Compatibility

Max Tire OD	700c: 716mm 650b: 696mm
Design Wheel/Tire Size	622 - 32 (700 x 32mm)
Alternate Wheel/Tire Size	622 - 45 (700 x 45mm) 584 - 54 (650 x 54mm/2.1")
Suspension Fork Length (Travel)	427mm axle-to-crown (40mm travel)
Rigid Fork Length	405mm
Fork Offset	50mm
Headset-Upper	IS41
Headset-Lower	IS52
Seatpost	27.2mm
Seat Collar	32.0mm
Bottom Bracket	BB86 PressFit
Crankset	1x: 44t max, 2x: 52/36t max
Rear Brake (Rotor)	Flat mount 140-160mm
Rear Spacing	142mm
Rear Axle	M12 x 167L, TP = 1.5, TL = 20mm
Derailleur Hanger	Hanger 465, QBP# FS2322
Fender Mounts	Yes, required fender hardware included
Rack Mounts	Yes, universal rack rear compatible, Salsa Post-Lock seat collar required, Salsa Wanderlust Rack recommended.
Water Bottle Mounts	Frames up to 54cm: 2 in main triangle, frames 56cm and larger: 3 in main triangle.
Downtube Accessory Mount	Yes, one pair
Toptube Mounts	Yes, compatible with Salsa Toptube bag

NOTE: After fork installation, check that there is at least 4mm of clearance between any part of the fork crown and the frame downtube, through the entire steering range. Less than adequate clearance could result in frame damage not covered by warranty.

Fork Compatibility (if included)

Stem Clamp	Ø28.6mm
Crown Race	Integrated SHIS 40, 36° angle
Front Brake (Rotor)	160mm
Front Spacing	100mm
Front Thru-Axle	M12 x 125L, TP = 1.5, TL = 12mm
Three-Pack Mounts	One mount per fork leg
Rack Mounts	165mm Lowrider compatible, Salsa Down Under rack recommended.

▲ WARNING: Do not use suspension forks exceeding 427mm axle-to-crown or rigid forks exceeding 405mm axle-to-crown. Doing so will void the frame warranty and may result in damage or failure of the frame and possible serious injury.



WARBIRD CARBON V2 FRAMESHEET

▲ WARNING: Always check for adequate clearance between the front tire and/or fender and any accessory, fitted to the accessory mounts located on the underside of the downtube, through the entire steering range. If a suspension fork is fitted, perform this check with the fork fully compressed.

Refer to salsacycles.com for geometry and sizing information.

Care & Maintenance

Keep your frame clean. Dirt and road grime lead to oxidation and fading of the finish, and they make it hard to do a thorough inspection. Dirt will accelerate any abrasion of the paint that comes from rubbing, such as places where the cable housing touches the frame. In extreme cases, this type of abrasion could remove frame material.

When your bicycle is not being ridden, store it where it will be protected from rain, snow, sun, etc. Rain or snow may cause the metal on your frame to corrode.

If your bicycle was exposed to moisture during a ride, thoroughly dry the bicycle before storing it. If water got inside the frame, tilt the bicycle to drain the water. If necessary, remove the seatpost and turn the bicycle upside down. This is especially critical if there is a large amount of water inside. If water freezes inside your frame, the expansion of the ice can crack and rupture the structure.

Before storing your bicycle for an extended period of time, clean and lubricate the frame with a frame wax, polish, or protectant. Do not store the bicycle near electric motors, as ozone from motors destroys paint. Before riding the bicycle again, follow the pre-ride checklist to be certain it is in good working order.

Inspection

Before every ride carefully inspect your frame for signs of fatigue. If any frame part shows signs of damage or fatigue, consult your dealer or replace the frame before riding the bicycle.

▲ WARNING:

- An improperly modified frame, fork, or component can cause you to lose control and fall. NEVER MODIFY YOUR FRAMESET
- Attaching incompatible clamping devices to a fork can lead to fork breakage, causing a loss of control. If you are not sure if a device is compatible, consult your dealer
- Improper installation of bolts may lead to product failure, causing serious injury. Do not exceed specified torque values. Periodically inspect bolts and re-tighten if required

SERIAL NUMBER: _____

Get a pen and write down the serial number of your Salsa immediately. The number is stamped into the bottom of the bottom bracket shell. Having this number is imperative if your bike ever gets stolen or if you ever have questions about your frame...we are constantly improving our products and sometimes the serial number is the only way to tell one generation of product from another.

Warranty

Salsa Cycles warrants this new Salsa product against defects in materials and workmanship for two (2) years from the original date of retail purchase by the consumer. This limited warranty is expressly limited to the repair or replacement of the original product, at the option of Salsa Cycles, and is the sole remedy of the warranty. This limited warranty applies only to the original purchaser of the Salsa product and is not transferable. In no event shall Salsa Cycles be liable for any loss, inconvenience or damage, whether direct, incidental or consequential or otherwise resulting from breach of any express or implied warranty or condition, of merchantability, fitness for a particular purpose, or otherwise with respect to this product except as set forth herein.

This warranty does not cover the following:

- Damage due to improper assembly or follow-up maintenance or lack of skill, competence or experience of the end user
- Products that have been modified, neglected, used in competition or for commercial purposes, misused or abused, involved in accidents or anything other than normal use
- Damage or deterioration to the surface finish, aesthetics or appearance of the product
- Normal wear and tear
- Labor required to remove and/or refit and re-adjust the product within the bicycle assembly

TO THE EXTENT NOT PROHIBITED BY LAW, THESE WARRANTIES ARE EXCLUSIVE AND THERE ARE NO OTHER EXPRESS OR IMPLIED WARRANTIES OR CONDITIONS INCLUDING WARRANTIES OR CONDITIONS OF MERCHANTABILITY AND FITNESS FOR A PARTICULAR PURPOSE.

Proof of purchase is required before a warranty claim is processed. Salsa Cycles therefore strongly encourages warranty registration at salsacycles.com. Failure to register will not affect consumer rights under the limited warranty stated above, so long as the consumer can show in a reasonable manner proof of original ownership and the date the Salsa Cycles product was purchased.

If you have any questions contact warranty@salsacycles.com

SALSA CYCLES

6400 West 105th Street, Bloomington, MN 55438

Tel: 877-668-6223 Fax: 952-983-6210

www.salsacycles.com