



BEARGREASE FRAMESHEET

RETAILER: This framesheet MUST BE provided to the end user.

At Salsa, we believe that a sense of adventure makes life better. The bicycle can be so much more than just a bike; it's a path to new places, new people, and amazing experiences.



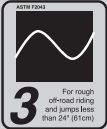


Thank you for your purchase. We hope it makes a good riding experience even better!

Salsa. Adventure by bike®.

Thank you for purchasing a Beargrease! We want to give you important information about your bike...

▲ WARNING: CYCLING CAN BE DANGEROUS. BICYCLE PRODUCTS SHOULD BE INSTALLED AND SERVICED BY A PROFESSIONAL MECHANIC. NEVER MODIFY YOUR BICYCLE OR ACCESSORIES. READ AND FOLLOW ALL PRODUCT INSTRUCTIONS AND WARNINGS INCLUDING INFORMATION ON THE MANUFACTURER'S WEBSITE. INSPECT YOUR BICYCLE BEFORE EVERY RIDE. ALWAYS WEAR A HELMET.

Intended Use: Condition 3

CONDITION	DESCRIPTION	SALSA MODEL
	This is a set of conditions for the operation of a bicycle on a regular paved surface where the tires are intended to maintain ground contact.	
	This is a set of conditions for the operation of a bicycle that includes Condition 1 as well as unpaved and gravel roads and trails with moderate grades. In this set of conditions, contact with irregular terrain and loss of tire contact with the ground may occur. Drops are intended to be limited to 15cm (6") or less.	
	This is a set of conditions for operation of a bicycle that includes Condition 1 and Condition 2 as well as rough trails, rough unpaved roads, and rough terrain and unimproved trails that require technical skills. Jumps and drops are intended to be less than 61cm (24").	Beargrease
	This is a set of conditions for operation of a bicycle that includes Conditions 1, 2, and 3, or downhill grades on rough trails at speeds less than 40 km/h (25 mph), or both. Jumps are intended to be less than 122cm (48").	
	This is a set of conditions for operation of a bicycle that includes Conditions 1, 2, 3, and 4; extreme jumping; or downhill grades on rough trails at speeds in excess of 40 km/h (25 mph); or a combination thereof.	

Frame Compatibility

Design Wheel/Tire Size	26 x 4.0" on 82mm rim
Alternative Wheel/Tire Sizes	26 x 3.8-4.6" on up to 100mm rim (1x drivetrain only), 29 x 2.25-3.0" (including 29-plus), 27.5 x 3.0-3.25" (aka 27.5-plus)
Suspension Fork Length (Travel)	501-511mm (100mm)
Rigid Fork Length	483-486mm
Fork Offset	50-51mm
Headset-Upper	Carbon: IS41; Alu: ZS44
Headset-Lower	Carbon: IS52; Alu: ZS56
Seatpost	Carbon: 27.2mm; Alu: 31.6mm
Seat Collar	35.0mm
Front Derailleur Type	Compact 2x, top-pull only
Front Derailleur Mount	High direct mount (43.5mm offset) via Ø35mm clamp Problem Solvers Bracket (Carbon: FS2324, Alu: FS1327)
Bottom Bracket	PressFit 41 x 121mm
Crankset	2x: 36/24t max Fatbike version, 1x: 32t max Fatbike version
Rear Brake (Rotor)	Carbon: 74mm post (140-160mm), Alu: 51mm standard (140-180mm)
Rear Spacing	Carbon: 177 x 12mm thru-axle, Alu: 170 x 10mm quick-release
Rear Thru Axle	Carbon: 12 x 208L, TP=1.5, TL=20; Alu: N/A
Derailleur Hanger	Carbon: FS2323, Alu: FS2425/FS0100
Bottles	Carbon: SM = 1, MD-XL=2; Alu: SM-XL=2

Fork Compatibility (if included)

Stem Clamp	Ø28.6mm
Crown Race	Ø40mm
Front Brake (Rotor)	74mm post mount (160-180mm)
Front Spacing	150 x 15mm thru-axle
Front Thru-Axle	15 x 198L, TP = 1.5, TL = 9

Note: Please refer to the Alternator Dropout instructions for proper use, maintenance, and warranty information.

▲ WARNING: DO NOT USE SUSPENSION FORKS EXCEEDING 511MM AXLE-TO-CROWN OR RIGID FORKS EXCEEDING 486MM AXLE-TO-CROWN. DOING SO WILL VOID THE FRAME WARRANTY AND MAY RESULT IN DAMAGE OR FAILURE OF THE FRAME AND POSSIBLE SERIOUS INJURY.

▲ WARNING: THE ACCESSORY MOUNT ON THE UNDERSIDE OF THE DOWNTUBE IS NOT INTENDED FOR USE WITH BOTTLES. ALWAYS CHECK FOR ADEQUATE CLEARANCE BETWEEN THE TIRE AND ANY ACCESSORY MOUNTED TO THIS POSITION THROUGH THE ENTIRE STEERING RANGE AND ALSO AT FULL COMPRESSION OF THE FRONT FORK, IF A SUSPENSION FORK IS FITTED.

Refer to salsacycles.com for geometry and sizing information.



BEARGREASE FRAMESHEET

Care & Maintenance

Keep your frame clean. Dirt and road grime lead to oxidation and fading of the finish, and they make it hard to do a thorough inspection. Dirt will accelerate any abrasion of the paint that comes from rubbing, such as places where the cable housing touches the frame. In extreme cases, this type of abrasion could remove frame material.

When your bicycle is not being ridden, store it where it will be protected from rain, snow, sun, etc. Rain or snow may cause the metal on your frame to corrode. We recommend applying J.P. Weigle's Frame Saver to the inside of the tubes before the frame is assembled into a bike.

If your bicycle was exposed to moisture during a ride, thoroughly dry the bicycle before storing it. If water got inside the frame, tilt the bicycle to drain the water. If necessary, remove the seatpost and turn the bicycle upside down. This is especially critical if there is a large amount of water inside. If water freezes inside your frame, the expansion of the ice can crack and rupture the structure.

Before storing your bicycle for an extended period of time, clean and lubricate the frame with a frame wax, polish, or protectant. Do not store the bicycle near electric motors, as ozone from motors destroys paint. Before riding the bicycle again, follow the pre-ride checklist to be certain it is in good working order.

Inspection

Before every ride carefully inspect your frame for signs of fatigue. If any frame part shows signs of damage or fatigue, consult your dealer or replace the frame before riding the bicycle.

▲ WARNING: An improperly modified frame, fork, or component can cause you to lose control and fall. NEVER MODIFY YOUR FRAMESET.

▲ WARNING: Attaching incompatible clamping devices to a fork can lead to fork breakage, causing a loss of control. If you are not sure if a device is compatible, consult your dealer.

SERIAL NUMBER: _____

Get a pen and write down the serial number of your Salsa immediately. The number is stamped into the bottom of the bottom bracket shell. Having this number is imperative if your bike ever gets stolen or if you ever have questions about your frame...we are constantly improving our products and sometimes the serial number is the only way to tell one generation of product from another.

Warranty Information:

Proof of purchase is required before a warranty claim is processed. Salsa Cycles therefore strongly encourages warranty registration at salsacycles.com. Failure to register will not affect consumer rights under the limited warranty stated above, so long as the consumer can show in a reasonable manner proof of original ownership and the date the Salsa Cycles product was purchased.

If you have any questions contact warranty@salsacycles.com

SALSA CYCLES

6400 West 105th Street, Bloomington, MN 55438

Tel: 877-668-6223 Fax: 952-983-6210

www.salsacycles.com