

RETAILER: This framesheet MUST BE provided to the end user.

At Salsa, we believe that a sense of adventure makes life better. The bicycle can be so much more than just a bike; it's a path to new places, new people, and amazing experiences.



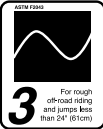


Thank you for your purchase. We hope it makes a good riding experience even better!

Salsa. Adventure by bike®.

Thank you for purchasing a Salsa Horsethief! We want to give you important information about your bike...

⚠ WARNING: Cycling can be dangerous. Bicycle products should be installed and serviced by a professional mechanic. Never modify your bicycle or accessories. Read and follow all product instructions and warnings including information on the manufacturer's website. Inspect your bicycle before every ride. Always wear a helmet.

Intended Use: Condition 4

CONDITION	DESCRIPTION	SALSA MODEL
	This is a set of conditions for the operation of a bicycle on a regular paved surface where the tires are intended to maintain ground contact.	
	This is a set of conditions for the operation of a bicycle that includes Condition 1 as well as unpaved and gravel roads and trails with moderate grades. In this set of conditions, contact with irregular terrain and loss of tire contact with the ground may occur. Drops are intended to be limited to 15cm (6") or less.	
	This is a set of conditions for operation of a bicycle that includes Condition 1 and Condition 2 as well as rough trails, rough unpaved roads, and rough terrain and unimproved trails that require technical skills. Jumps and drops are intended to be less than 61cm (24").	
	This is a set of conditions for operation of a bicycle that includes Conditions 1, 2, and 3, or downhill grades on rough trails at speeds less than 40km/h (25 mph), or both. Jumps are intended to be less than 122cm (48").	Horsethief
	This is a set of conditions for operation of a bicycle that includes Conditions 1, 2, 3, and 4; extreme jumping; or downhill grades on rough trails at speeds in excess of 40km/h (25 mph); or a combination thereof.	

Frame Compatibility

Tire Size Range* for 622/29" Wheels	56–66mm (2.2–2.6")
Tire Size Range* 584/27.5" Wheels	70–76mm (2.8–3.0")
Tire Size Range* 559/26"	Not Compatible
Maximum Wheel/Tire Diameter**	Ø754mm (29.7")
Minimum Wheel/Tire Diameter***	Ø728mm (28.5")
Suspension Fork Length (Travel)	531–551mm (120–140mm)
Fork Offset	42–51mm
Rear Shock Size	190 x 45mm
Shock Mount, Fore	Carbon: Ø8 x 40mm, Aluminum: Ø8 x 30mm
Shock Mount, Aft	Ø8 x 12.5mm (included)
Pivot Kit(s)	See Split Pivot Service Kit Instructions 2019+
Bearings	17287 (qty 4), 6801 (qty 6)
Headset, Upper	IS41
Headset, Lower	IS52
Seatpost	Ø30.9mm
Seat Collar	Carbon: Ø35.4mm, Aluminum: Ø35.0mm
Dropper Compatible (Routing)	Yes, internal/stealth
Bottom Bracket	73mm BSA, threaded
Crankset (Max Ring)	Super Boost 157 55–57mm chainline only 1x: 32t max
Rear Brake (Rotor)	74mm post (Ø160–180mm)
Rear Spacing	157 x 12mm thru-axle
Rear Axle Size	Ø12 x 197mm, TP=1.75, TL=20
Derailleur Hanger	FS2322
F/T Bottle Mounts	2
Accessory Mounts	Toptube mounts

* **Allowable Tire Size Range** is the allowable range of the measured width of any tire, for the noted wheel size, that results in appropriate minimum clearance in the frame when mounted to the user's desired rim and properly inflated, regardless of tire's labeled size. Max** and Min*** Diameter requirements also still apply.

** **Maximum Wheel/Tire Diameter** is the maximum allowable measured outer diameter of any tire, regardless of wheel size, which results in appropriate minimum clearance in the frame when mounted to the user's desired rim and properly inflated.

*** **Minimum Wheel/Tire Diameter** is the minimum allowable measured outer diameter of any tire, regardless of wheel size, that is recommended to be fitted in the frame in order to maintain adequate ride height of the complete bicycle and minimize the chance of pedal strike.

⚠ WARNING:

- Make sure any rim/tire combo has at least 6mm of clearance between rotating and stationary masses
- Use only rear shocks that match the specified dimensions (190 x 45mm). Attempting to use other size shocks will void the frame warranty and may result in damage or failure of the frame and possible serious injury
- Check the operating pressure of the rear shock and front fork prior to every ride. Failure to maintain adequate operating pressure in either until may lead to frequent and hard bottom out events which may result in damage or failure of the frame/fork and possible serious injury

Refer to salsacycles.com for geometry and sizing information.

Fork Compatibility

⚠ WARNING:

- Do not use suspension forks exceeding 551mm axle-to-crown. Doing so will void the frame warranty and may result in damage or failure of the frame and possible serious injury to the rider
- Always check for adequate clearance between the FRONT tire and/or fender and any accessory fitted to the accessory mounts located on the underside of the downtube. Check the entire steering range

Refer to salsacycles.com for geometry and sizing information.

Care & Maintenance

Keep your frame clean. Dirt and road grime lead to oxidation and fading of the finish, and they make it hard to do a thorough inspection. Dirt will accelerate any abrasion of the paint that comes from rubbing, such as places where the cable housing touches the frame. In extreme cases, this type of abrasion could remove frame material.

When your bicycle is not being ridden, store it where it will be protected from rain, snow, sun, etc. Rain or snow may cause the metal on your frame to corrode.

If your bicycle was exposed to moisture during a ride, thoroughly dry the bicycle before storing it. If water got inside the frame, tilt the bicycle to drain the water. If necessary, remove the seatpost and turn the bicycle upside down. This is especially critical if there is a large amount of water inside. If water freezes inside your frame, the expansion of the ice can crack and rupture the structure.

Before storing your bicycle for an extended period of time, clean and lubricate the frame with a frame wax, polish, or protectant. Do not store the bicycle near electric motors, as ozone from motors destroys paint. Before riding the bicycle again, follow the pre-ride checklist to be certain it is in good working order.

Inspection

Before every ride carefully inspect your frame for signs of fatigue. If any frame part shows signs of damage or fatigue, consult your dealer or replace the frame before riding the bicycle.

SALSA CYCLES

6400 West 105th Street, Bloomington, MN 55438

Tel: 877-668-6223 Fax: 952-983-6210

www.salsacycles.com

97589 3/19 | 85-000881_INST_B

⚠ WARNING:

- An improperly modified frame, fork or component can cause you to lose control and fall. NEVER MODIFY YOUR FRAMESET
- Attaching incompatible clamping devices to a frame or fork can lead to breakage, causing a loss of control. If you are not sure if a device is compatible, consult your dealer
- Improper installation of bolts may lead to product failure, causing serious injury. Do not exceed specified torque values. Periodically inspect bolts and retighten if required

SERIAL NUMBER: _____

Get a pen and write down the serial number of your Salsa immediately. The number can be found on the bottom of the bottom bracket shell or inside the headtube. Having this number is imperative if your bike ever gets stolen or if you ever have questions about your frame...

we are constantly improving our products and sometimes the serial number is the only way to tell one generation of product from another.

Warranty

Salsa Cycles warrants this new Salsa product against defects in materials and workmanship for the following time from the original date of retail purchase by the consumer: five [5] years for the Carbon front triangle, three [3] years for the Aluminum front triangle, and two [2] years for the Carbon seatstays, Aluminum seatstays, and Aluminum chainstays. This limited warranty is expressly limited to the repair or replacement of the original product, at the option of Salsa Cycles, and is the sole remedy of the warranty. This limited warranty applies only to the original purchaser of the Salsa product and is not transferable. In no event shall Salsa Cycles be liable for any loss, inconvenience or damage, whether direct, incidental or consequential or otherwise resulting from breach of any express or implied warranty or condition, of merchantability, fitness for a particular purpose, or otherwise with respect to this product except as set forth herein.

This warranty does not cover the following:

- Damage due to improper assembly or follow-up maintenance or lack of skill, competence or experience of the end user
- Products that have been modified, neglected, used in competition or for commercial purposes, misused or abused, involved in accidents or anything other than normal use
- Damage or deterioration to the surface finish, aesthetics or appearance of the product
- Normal wear and tear
- Labor required to remove and/or refit and re-adjust the product within the bicycle assembly

TO THE EXTENT NOT PROHIBITED BY LAW, THESE WARRANTIES ARE EXCLUSIVE AND THERE ARE NO OTHER EXPRESS OR IMPLIED WARRANTIES OR CONDITIONS INCLUDING WARRANTIES OR CONDITIONS OF MERCHANTABILITY AND FITNESS FOR A PARTICULAR PURPOSE.

Proof of purchase is required before a warranty claim is processed. Salsa Cycles therefore strongly encourages warranty registration at salsacycles.com. Failure to register will not affect consumer rights under the limited warranty stated above, so long as the consumer can show in a reasonable manner proof of original ownership and the date the Salsa Cycles product was purchased.

If you have any questions contact warranty@salsacycles.com